



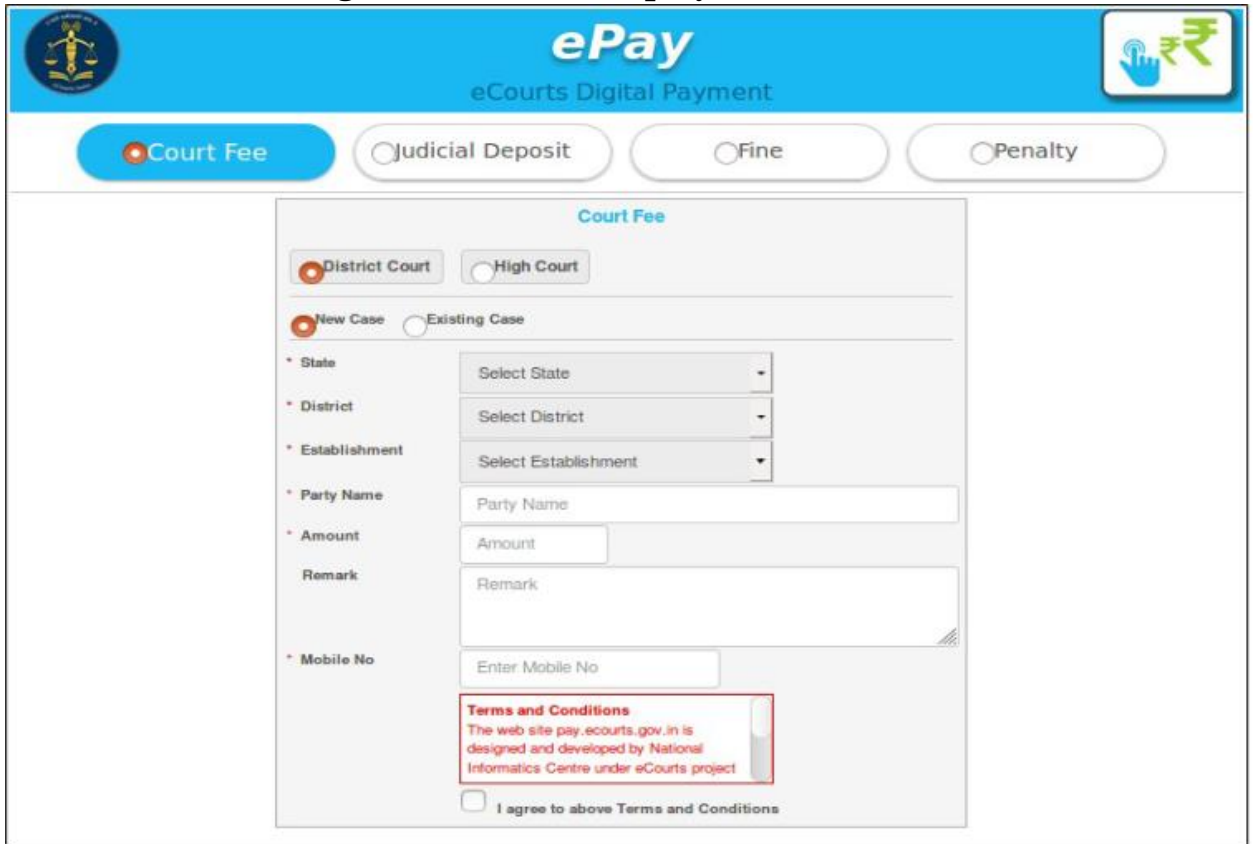
PATNA HIGH COURT

ePayment

- The facility of online payment of Court Fees, for Patna High Court has been made available on ePay Portal (<https://pay.ecourts.gov.in>). Other options available on Pay Portal (Judicial Deposits, Fine and Penalty) shall also be made functional very soon.
- ePay Portal is directly integrated with Online Receipts Portal of Bihar State Government(oGRAS). This facility may be availed through Net-banking, Debit/Credit Cards.
- This facility is available 24X7 and can be availed anywhere anytime.
- Receipt of Court Fees generated from ePay portal will be submitted by the litigant/advocate in the court through e-filing or physically. The court fees will be verified and defaced/cancelled by the Court Staff so that the same court fees cannot be misused elsewhere.

PROCESS FOR ONLINE PAYMENT OF COURT FEE

1. Open URL <https://pay.ecourts.gov.in> in browser (GoogleChrome, Firefox etc.) following screen will be displayed.



The screenshot shows the 'ePay' portal for 'eCourts Digital Payment'. The main navigation bar includes 'Court Fee', 'Judicial Deposit', 'Fine', and 'Penalty'. The 'Court Fee' section is active, showing options for 'District Court' (selected) and 'High Court'. Below this, there are radio buttons for 'New Case' (selected) and 'Existing Case'. The form fields include: 'State' (dropdown), 'District' (dropdown), 'Establishment' (dropdown), 'Party Name' (text input), 'Amount' (text input), 'Remark' (text area), and 'Mobile No' (text input). A 'Terms and Conditions' section is visible, stating: 'The web site pay.ecourts.gov.in is designed and developed by National Informatics Centre under eCourts project'. A checkbox for 'I agree to above Terms and Conditions' is present at the bottom.

2. Choose Court Fees as Payment type.
3. Choose whether Court Fees is to be paid for District Court OR High Court.
4. Choose whether Court Fees is to be paid for New Case or Existing Case.
5. **FOR NEW CASE**
 - a. Choose Court Fees as Payment type.
 - b. Enter Party Name, Amount of Court fee, Remarks (Purpose of court fees) and Mobile Number

The image displays two side-by-side screenshots of a web application titled "Court Fee".

Left Screenshot (District Court):

- Radio buttons: District Court, High Court
- Radio buttons: New Case, Existing Case
- * State: Bihar
- * District: Araria
- * Establishment: Civil Div. Araria
- * Party Name: XXXXXX
- * Amount: 100
- Remark: XXXXXX
- * Mobile No: 0000000000
- Terms and Conditions: The web site pay.ecourts.gov.in is designed and developed by National Informatics Centre under eCourts
- I agree to above Terms and Conditions
- Generate OTP button

Right Screenshot (High Court):

- Radio buttons: District Court, High Court
- Radio buttons: New Case, Existing Case
- * High Court: Patna High Court
- * Bench: Principal Bench Patna
- * Party Name: XXXXXX
- * Amount: 100
- Remark: XXXXXX
- * Mobile No: 0000000000
- Terms and Conditions: The web site pay.ecourts.gov.in is designed and developed by National Informatics Centre under eCourts
- I agree to above Terms and Conditions
- Generate OTP button

- c. Select the check box for "I Agree to above Terms and Conditions."
- d. Click on Generate OTP and an OTP will be received on your mobile.
If OTP is not received, user can regenerate the OTP after 2 minutes.
- e. Enter OTP and click on "Verify" button.
- f. After verification, the user will be directed to the page of oGRAS (Bihar Government Receipt Accounting System) for payment of money for court fees.

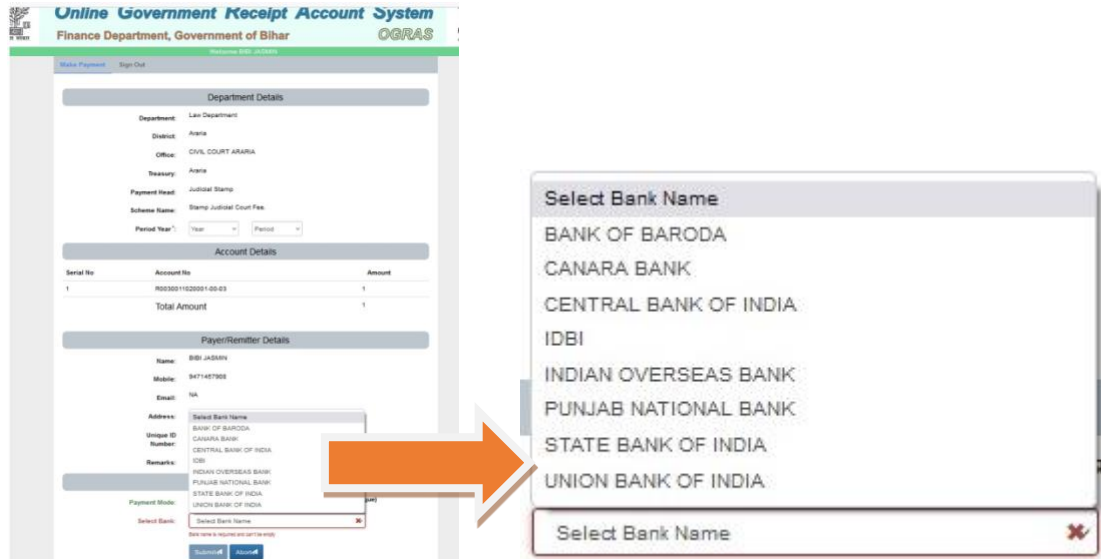
6. FOR EXISTING CASE

- a. In Case of High Court, please select Patna High Court and in Establishment select Principal Bench where court fees is to be paid.
- b. In case of District, please select Bihar in State, District and Establishment of the court where court fee is to be paid eg Araria.
- c. Enter details of Case Number or Filing Number or CNR Number and Click on GO. Details of case associated with Case Number/Filing Number/CNR Number will appear. Verify the same and proceed with Amount of Court fee, Remarks, Mobile Number.

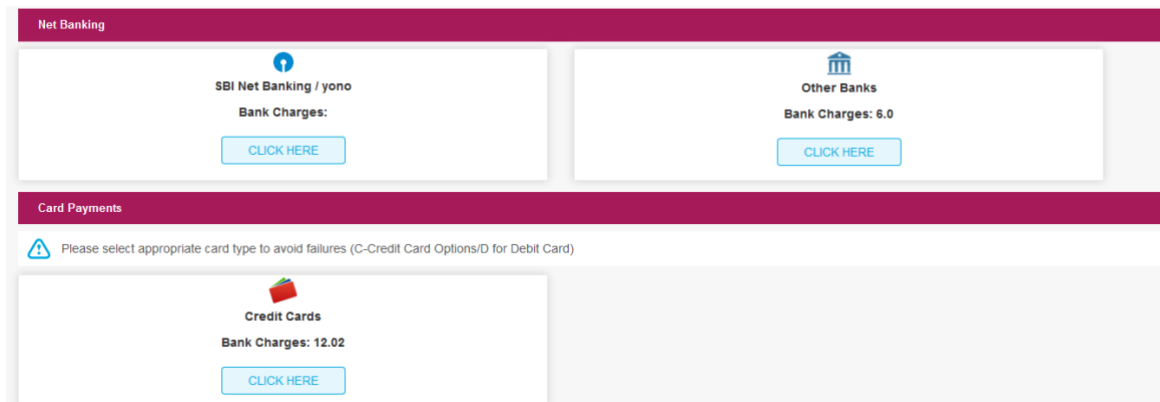
d. Select the check box for "I Agree to above Terms and Conditions."

- e. Click on Generate OTP and an OTP will be received on your mobile. If OTP is not received, user can regenerate the OTP after 2 minutes.
- f. Enter OTP and click on "Verify" button.
- g. After verification, the user will be directed to the page of oGRAS (Bihar Government Receipt Accounting System) for payment of money for court fees.

7. There, in Payment Details, select e-payment. Upon clicking on the option SELECT BANK NAME, a pop-up menu will display a list of banks as follows:



8. Choose from 8 Banks shown on the top if you have Net Banking Available in anyone of them.
9. Click on submit. Following Page will be displayed.



10. In Net Banking option, you may choose SBI Net Banking/yono. Payment through this mode is free of charge. For Other Banks net banking, there is a charge of Rs. 6. The Card Payment option of all banks has a charge of Rs. 12.02.

11. After Selecting appropriate payment option, Payment Details page will be displayed. If all the details are correct, click on Confirm. If changes are required, the Reset option can be used.

Your site visit : 04-Jun-2021 [11:32 AM IST]

Finance Department, Bihar

Payment Details

Your Reference No	BHR202106021402E
Amount	1
Return URL	https://e-receipt.bihar.gov.in/bicpayment/bucess
Depositor Name	SBI JA BHIN
Depositor Pin	XXXXXX00X
Head of account 1	00200110200010003
Amount 1	1.00
Depositor Address	NA
Head of account 2	-
Amount 2	-
Head of account 3	-
Amount 3	-
Head of account 4	-
Amount 4	-
Head of account 5	-
Amount 5	-
Head of account 6	-
Amount 6	-
Head of account 7	-
Amount 7	-
Head of account 8	-
Amount 8	-
Head of account 9	-
Amount 9	-
Pay Mode	netbanking
Bank Name	SBI
Amount in words	One Rupees only

12. Payment successful message will be displayed by concerned bank.

1:58 PM ...0.2KB/s


merchant.onlinesbi.sbi/merc

SBI **SBI ONLINE**

Your previous site visit : 03-Apr-2021 15:51 IST
Welcome **Mr. SANJAY KUMAR**

Finance Department, Bihar

02-Jun-2021 [01:58 PM IST]

 **Your payment was successful**

Account Details

Reference No.	IK0BCWLFN6
Debit Account No.	00000031995587120
Your Reference No	BHR202106028195E
Amount	INR 1.00
Amount in Words	One Rupees only
Status	Completed Successfully
Debit Branch	HAJIPUR
Date - Time	02-Jun-2021 13:58 IST

[Click here to return to the Finance Department, Bihar site.](#) Else, you will be automatically redirected to the Finance Department, Bihar site in 60 seconds.

13. Thereafter, bank will redirect to ACKNOWLEDGMENT on pay.ecourts.gov.in. The ACKNOWLEDGMENT slip from eCourts ePay will be displayed like this,



14. Please Print or Download PDF. It is important to note that this PDF is required as proof of payment of court fees.

Therefore, do not forget to print or download this PDF. Use this ACKNOWLEDGEMENT slip in e-filing or present the same at Filing Counters of Court concerned as Court Fees. Court will deface/cancel the court fees so that it is not used elsewhere. Court will deface / cancel the court fees so that it is not used elsewhere.



GRN : BHR202105000108E	Date : 30/05/2021 01:36:10 PM
Department : Law Department	CNR/Case/Filing No : new
Office Name : CIVIL COURT ARARIA	From : NA
Financial Year : 2021-2022	To : NA
Treasury : Araria	Type of Payment : GC
Establishment : DJ Division Araria	
ACCOUNT HEAD DETAILS	
R0030011020001-00-03-Stamp Judicial Court Fee.	PAY AMOUNT 1.00
Total Amount : Rupees One Only	1.00
PAYER DETAILS	
Tax ID (if any) :	
Unique Id : NA ()	
Name : abd	
Address : NA	
PAYMENT DETAIL	
FOR USE IN RECEIVING BANK	
BANK Name : IDB	CIN IDBI2021053073516691 REF No 73516691
Branch :	Date & Time : 30/05/2021 01:37:28 PM
	Scroll No & Date :